

Action^{®4} NG



Stylish and stable with
outstanding functionality



Yes, you can.™

Stability and functionality

The new, improved **Action⁴_{NG}** has been designed with a weight reduction of nearly 1 kg versus the previous model. The **Action⁴_{NG}** makes this weight reduction whilst also building on the previous model's outstanding functionality. Featuring a double cross brace system, the **Action⁴_{NG}** now offers a more stable, easier drive. Furthermore, it is as easy to set up as the other members of the Action Family and shares all the cross compatibility elements that make the family so cost effective.

- ▶ Much lower, overall product weight
- ▶ Improved functionality and new options
- ▶ Updated design with an increased colour range

KEY

EXCLUSIVE
FEATURES

1

Significant weight reduction

Without compromising on the functionality - or limiting the flexibility of adjusting the wheelchair - the weight of the **Action⁴_{NG}** has been reduced by nearly 1 kg. This is, in part, thanks to a new lightweight castor housing design and an optimised rearwheel attachment which are both made out of aluminum. These design changes mean that the **Action⁴_{NG}** is setting the standard once again, becoming even easier to propel and lift in and out of the car for transportation.

2

Attention to detail

Invacare's team have redesigned the **Action⁴_{NG}**'s in multiple areas. A new fork design provides a lighter look, the backrest upholstery has improved style and the new, fresh frame colors are taking the **Action⁴_{NG}** to the next level in terms of style. You can see our attention to detail in every component of the wheelchair, reflecting our aim to deliver style without compromise.

3

Easy to set-up and change

Despite this wave of new improvements, the **Action⁴_{NG}** manages to stay fully cross compatible with the other members of the Action Family, meaning all new components of the wheelchair fit to previous models.

4

Improved functionality

New, cleverly designed features make the **Action⁴_{NG}** even easier to use than its predecessor. An added lever to the swing away armrest makes it easier to release and transfer out of the wheelchair, whilst at the same time the sideguard design has been optimised with a cut-out and foam grip to allow a smoother transfer (on the height adjustable version).

A patented, intuitive, stepless angle adjustable backrest system with folding function has also been added as an option which makes it possible to optimise the backrest position to the absolute perfect fit. Furthermore, the oversized backrest cover now covers the back canes, increasing comfort, whilst the lumbar strap has been made height adjustable, allowing perfect positioning regardless of the height of the cushion. We have added all this functionality because we know that details that matter, every day.



► **Lightweight**

The **Action⁴_{NG}** has a basic weight from 14.7 kg and a transportation weight of 8 kg (without legrests, armrests or rear wheels). With the lightweight wheels this can be reduced to 14.0 kg.



► **Rearwheel support**

The new aluminum rearwheel support, combines lightness with functionality.



► **Castor housing and fork**

Aluminum castor housing, combined new fork design, combines weight reduction with style.





▲ **Flip-back Armrest No.2 and No.3**

Both armrest options now feature a release lever and an open zone - with handgrip - for easy transfer out of the chair. In addition the No.3 armrest is also fully height adjustable.

Stepless, adjustable, folding backrest

This innovative, patented, angle adjustable backrest – incorporated from the *Invacare Action⁵* - allows fine adjusting of the backrest angle when the client is seated in the wheelchair. This unique folding mechanism enables the person to fold the backrest on top of the seat for easy storage or transportation in a car. In addition, the built in scale allows for a more accurate backrest angle to be set.





◀ **Amputee support**

Offering height, angle and depth adjustments with a durable, moisture proof design, this swing-away support is ideal for transfers.



◀ **Tie-down hook**

A bright, orange tie-down hook provides a secure fixation point for transportation in a motor vehicle.



◀ **Dual handrim propelling wheels**

The Dual Handrim version is ideal for hemiplegic conditions. The telescopic, spring-loaded connections can be removed so the chair remains foldable.



▲ **Front castor**

Front castors available in 5", 6" and 8" pneumatic or solid tyre, with various options of tyre width also available.



▲ **Belt buckle**

Different belt buckles are available, including the padded BodyPoint 2 and 4 point belts.

Options ▼



▲ **Matrix® seating**

From basic cushions, to the top of the range *Invacare Matrix Libra* cushions, Invacare offers a large variety of seat cushions to accommodate a range of needs. The *Invacare Matrix Elite* and *Elite Deep* backrests come complete with the EasyMount quick release system, which allows quick, simple removal when the chair is folded. This compatibility with our extensive seating and backrest range puts comfort and support at the heart of the *Action⁴_{NG}*.



▲ **Length compensating elevating legrest**

This legrest combines optimal length compensation with 0-80° elevation.



▲ **Reclining backrest**

The reclining backrest, both mechanical and gas spring, allow carers to make quick, easy adjustments to the client's position.






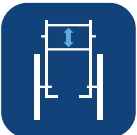










▲ **Head and neck rest options**






A choice of head and neck rest options are available - including the award winning Elan headrest - to help give the maximum level of comfort and support.

Technical data ▼

For more comprehensive pre-sales information about this product, including the product's user manual, please see your local Invacare website.

	 Seat width ▼	 Seat depth ▼	 Seat angle ▼	 Seat height ▼	 Backrest angle ▼	 Backrest height ▼	 Front frame angle ▼
Self Propulsion	380/405/430/ 455/480/505/ 555/605 mm	400 / 450 / 500 mm	0° / 3° / 6°	360 / 385 / 410 / 435 / 460 / 485 / 510 mm	0° / 7° / 0° - 30° / - 15° - +15°	325 - 510 mm	80° / 0° - 80°
Transit	380/405/430/ 455/480/505/ 555 / 605 mm	400 / 450 / 500 mm	0° / 3° / 6°	460 / 485 / 510 mm	0° / 7° / 0° - 30° / - 15° - +15°	380 - 460 mm	80° / 0° - 80°

	 Length of footrests ▼	 Armrest height ▼	 Driving unit width ▼	 Total width, folded ▼	 Total length inc. Footrests ▼	 Total length with-out footrests ▼	 Total height ▼
Self Propulsion	200 - 400 / 330 - 460 / 440 - 510 mm	200 - 280 / 240 / 170 - 300 / 210 - 350 mm	Seat width + 190 mm	305 mm	995 - 1170 mm	850 - 1025 mm	810 - 1040 mm
Transit	200 - 400 / 330 - 460 / 440 - 510 mm	200 - 280 / 240 / 170 - 300 / 210 - 350 mm	Seat width + 160 mm	265 mm	950 - 1050 mm	805 - 905 mm	910 - 1040 mm

	 Max. Safe slope ▼	 Radius ▼	 Max. User weight ▼	 Total weight, from ▼	 Mass of the heaviest part, from ▼
Self Propulsion	18°	850 mm	125 / 160 kg ¹	14.0 kg	8.0 kg
Transit	18°	850 mm	125 / 160 kg ¹	14.5 kg	11.7 kg



1. Heavy duty version

Frame colours ▼



Please notice colors may vary slightly from those displayed above.

T: +44 1656 776222
uk@invacare.com
www.invacare.co.uk
www.invacare.ie

Invacare UK & Ireland
Unit 4 Pencoed
Technology Park
Bridgend CF35 5AQ

Upholstery ▼



Black Nylon



Yes, you can.®